




















































































2024 Swing Bridge Run 5k

Overall Results

Place	Bib	Name	Nat.	Age	Gender	AG	Time	RegistrationID
5k								
1.	310	Richardson, Jesse		18	M	M13-19	16:58.82	89035668
2.	300	Kelly, Patrick		42	M	M40-49	19:10.15	89080807
3.	323	Stewart, Parker		9	M	M0-12	19:30.16	88864648
4.	322	Duberley, John		37	M	M30-39	19:30.75	88864681
5.	5	Baisch, Greg		48	M	M40-49	19:42.47	85933296
6.	461	Tobin, Josiah		34	M	M30-39	19:49.22	85447415
7.	346	Bolen, Timothy Silas		17	M	M13-19	20:01.08	88377780
8.	447	Burgess, Gideon		11	M	M0-12	20:15.98	86764514
9.	22	Durham, Stephen		54	M	M50-59	20:39.21	85939822
10.	417	Stone, Caleb		19	M	M13-19	20:48.26	87556443
11.	458	Sooknanan, Kevin		11	M	M0-12	22:13.36	85475406
12.	441	Garcia, Jonah		11	M	M0-12	22:17.32	87056813
13.	1091	Leitzel, Ben		64	M	M60-69	22:18.33	
14.	305	Barnes, Connor		14	M	M13-19	22:20.82	89079692
15.	337	Snyder, Elisabeth		15	F	F13-19	22:26.91	88513483
16.	314	Mazola, Frank		38	M	M30-39	22:27.33	88999609
17.	398	Baker, Alli		10	F	F0-12	22:30.33	87615552
18.	456	Sosnowski, Myron		12	M	M0-12	22:34.08	85550969
19.	69	Richardson, Andy		48	M	M40-49	22:37.43	87422427
20.	31	Gilbert, Jonathan		28	M	M20-29	22:39.68	86752901
21.	308	Hardie, Dave		66	M	M60-69	22:41.99	89059493
22.	335	Mark, Joshua		17	M	M13-19	22:53.91	88542580
23.	315	Pace, Olivia		22	F	F20-29	23:03.10	88998594
24.	71	Saunders, Wes		12	M	M0-12	23:16.32	87431651
25.	339	Lawrence, Andrew		12	M	M0-12	23:27.92	88444349
26.	30	Galvin, Heather		47	F	F40-49	23:30.92	86143264
27.	72	Scates, William		40	M	M40-49	23:31.98	85638674
28.	426	Jansing, Grace		55	F	F 50-59	23:39.10	87160014
29.	418	Stone, Josh		51	M	M50-59	23:41.77	87556442
30.	67	Reilman, Lisa		48	F	F40-49	23:45.68	85906148
31.	345	Gramley, Jason		41	M	M40-49	23:56.25	88380737
32.	409	Burris, Rocco		11	M	M0-12	24:12.85	87596058
33.	399	Baker, Aubrey		10	F	F0-12	24:14.51	87615534
34.	343	Flewelling, Matt		39	M	M30-39	24:16.44	88405203
35.	84	VanEffen, Nicholas		40	M	M40-49	24:38.84	87503695
36.	103	Binette, Gavin		15	M	M13-19	24:44.51	87663328
37.	365	Flaim, Syllis		13	M	M13-19	24:47.63	88180999
38.	363	Dobson, Richard		61	M	M60-69	24:48.48	88238710
39.	307	Judy, Heather		41	F	F40-49	25:00.43	89071265
40.	49	Magdaleno, Taylor		31	F	F30-39	25:02.72	85560136
41.	451	Marquardt, Noah		49	M	M40-49	25:06.64	86123916











































2024 Swing Bridge Run 5k

Overall Results

Place	Bib	Name	Nat.	Age	Gender	AG	Time	RegistrationID
42.	321	Warren, Carson		33	M	M30-39	25:07.00	88879516
43.	98	Paxton, Tucker		10	M	M0-12	25:08.12	87664964
44.	100	Paxton, Thayer		41	M	M40-49	25:08.49	87664962
45.	424	Cuppia, Rhodes		8	M	M0-12	25:08.75	87403335
46.	353	Martinez, Sara		31	F	F30-39	25:14.49	88305098
47.	433	Mondavi, Robert Michael (RM)		13	M	M13-19	25:16.15	87083681
48.	329	Courtney, Greg		65	M	M60-69	25:28.34	88720710
49.	21	Dickenson, Savannah		15	F	F13-19	25:59.14	85999525
50.	1086	Meadows, Elizabeth		35	F	F30-39	26:01.53	
51.	372	Tesney, Rachel		31	F	F30-39	26:03.59	87896605
52.	460	Tobin, Hillary		33	F	F30-39	26:06.78	85447416
53.	309	Jolly, Trinity		12	F	F0-12	26:08.80	89037301
54.	446	Burgess, Nolan		9	M	M0-12	26:17.42	86764515
55.	306	AbuBakar, Zaiton		59	F	F 50-59	26:19.69	89075641
56.	364	Flaim, Leilah		11	F	F0-12	26:27.10	88181000
57.	60	Palokat, Scott		55	M	M50-59	26:38.87	83172333
58.	452	Greene, Sharon		44	F	F40-49	26:42.95	85823449
59.	348	Small, William		42	M	M40-49	26:43.11	88316559
60.	46	Lee, Asher		26	M	M20-29	26:46.33	86764964
61.	37	Herrmann, Tobias		35	M	M30-39	26:49.06	86143265
62.	12	Bowen, Johnny		38	M	M30-39	26:53.12	86045456
63.	20	Christianson, Mark		54	M	M50-59	26:56.84	87445540
64.	76	Smith, Mary		60	F	F60-69	27:09.59	85049430
65.	41	Jessee, Sally		69	F	F60-69	27:11.28	84528427
66.	366	Hoffman, Kate		14	F	F13-19	27:17.14	88180998
67.	18	Caster, Kinzley		13	F	F13-19	27:19.25	85708662
68.	16	Casey, John		31	M	M30-39	27:20.82	85562214
69.	301	Kelly, Owen		9	M	M0-12	27:23.54	89080806
70.	15	Carson, Mandy		35	F	F30-39	27:27.92	85336418
71.	457	Sosnowski, Jamie		39	M	M30-39	27:33.78	85550968
72.	42	Klokkevold, Leif		51	M	M50-59	27:36.03	84951778
73.	413	OFarrell, Mazie		8	F	F0-12	27:36.17	87593388
74.	327	Kitchen, Peyton		42	F	F40-49	27:42.48	88768868
75.	355	williams, Ford		8	M	M0-12	27:47.70	88286114
76.	105	Drawdy, Skylan		32	F	F30-39	27:48.43	87649053
77.	319	Cork, Jenny		55	F	F 50-59	27:49.74	88916789
78.	390	McClelland, Jeremiah		14	M	M13-19	27:53.38	87663291
79.	68	Richardson, Darren		9	M	M0-12	27:56.19	87422428
80.	344	Flewelling, Matt		12	M	M0-12	28:03.57	88405202
81.	3	Arnone, Mike		53	M	M50-59	28:06.71	85884944
82.	414	OFarrell, Ty		39	M	M30-39	28:13.72	87593385
83.	312	Miles, Chloe		16	F	F13-19	28:16.30	89017094











































2024 Swing Bridge Run 5k

Overall Results

Place	Bib	Name	Nat.	Age	Gender	AG	Time	RegistrationID
84.	313	Miles, Christopher		41	M	M40-49	28:16.44	89017093
85.	1083	Torres, Angel		26	M	M20-29	28:17.33	
86.	425	Cuppia, Emily		36	F	F30-39	28:20.66	87403334
87.	393	Jones, Eleanor		10	F	F0-12	28:26.24	87657573
88.	367	Howell, Emily Scott		10	F	F0-12	28:26.31	88069424
89.	357	williams, kristin		42	F	F40-49	28:32.12	88286109
90.	14	Bustamante, Sara		46	F	F40-49	28:32.68	85661514
91.	332	Lawrence, Samantha		16	F	F13-19	28:37.60	88574341
92.	453	Waninger, Wil		36	M	M30-39	28:42.97	85802510
93.	388	McClelland, William		11	M	M0-12	28:47.05	87663293
94.	351	Schoen, Sarah		46	F	F40-49	28:56.05	88313368
95.	1099	Schoen, Nate		51	M	M50-59	28:56.78	
96.	47	Linsday, Eddie		45	M	M40-49	28:59.14	85943905
97.	79	Tang, Hanh		42	F	F40-49	29:16.63	87541196
98.	86	Vernoy, John		24	M	M20-29	29:34.35	86747311
99.	385	Paxton, Regan		12	F	F0-12	29:49.06	87677653
100.	4	Arnone, Liz		54	F	F 50-59	29:49.21	85884943
101.	9	Becker, Christina		47	F	F40-49	29:55.11	86067955
102.	462	Munyon, Logan		10	M	M0-12	29:56.21	85410011
103.	1095	McEhane, Liz		50	F	F 50-59	30:01.02	
104.	1096	Hallimore, Madison		16	F	F13-19	30:01.44	
105.	358	Mondor, Kylyn		29	F	F20-29	30:01.44	88271270
106.	45	Kuhn, Fred		68	M	M60-69	30:01.72	83502926
107.	338	Lawrence, Sophia		15	F	F13-19	30:02.66	88444350
108.	90	Waninger, Stephanie		35	F	F30-39	30:03.36	85802438
109.	304	Barnes, Anna		16	F	F13-19	30:06.08	89079693
110.	1092	Bailey, Ronnie		56	M	M50-59	30:18.60	
111.	11	Boughton, Olivia-Kate		9	F	F0-12	30:29.99	86386478
112.	33	Green, Kevin		54	M	M50-59	30:39.39	85899684
113.	99	Paxton, Micah		8	F	F0-12	30:41.73	87664963
114.	410	Burris, Miabella		8	F	F0-12	30:42.15	87596057
115.	359	Barber, Silas		8	M	M0-12	30:50.59	88250547
116.	360	Barber, Sam		34	M	M30-39	30:50.75	88250546
117.	74	Sigan, Jackie		60	F	F60-69	30:55.02	84595999
118.	94	Wenc, Gregory		47	M	M40-49	31:13.58	86719779
119.	10	Birch, Meredith		49	F	F40-49	31:15.43	86719778
120.	445	Burgess, Lincoln		7	M	M0-12	31:21.29	86764516
121.	106	Haney, Ava		13	F	F13-19	31:22.42	87639110
122.	325	Morris, Cara		39	F	F30-39	31:23.73	88835048
123.	89	Walton, Hilary		65	F	F60-69	31:30.95	86781638
124.	432	Agatep, Nathan		15	M	M13-19	31:50.31	87083999
125.	1	Alvarez, Alfredo		26	M	M20-29	31:56.73	85204708











































2024 Swing Bridge Run 5k

Overall Results

Place	Bib	Name	Nat.	Age	Gender	AG	Time	RegistrationID
126.	444	Newcomer, Stephanie		58	F	F 50-59	31:57.27	86812600
127.	8	Becker, Benjamin		46	M	M40-49	32:06.32	86067956
128.	75	Smith, Jack		63	M	M60-69	32:09.11	85850134
129.	78	Statema, Jason		53	M	M50-59	32:09.55	85953862
130.	59	Orsen, Kristen		55	F	F 50-59	32:13.32	85951510
131.	354	Williams, Lloyd		43	M	M40-49	32:21.90	88286116
132.	1093	Bailey, Cheri		57	F	F 50-59	32:41.99	
133.	376	Dickenson, Jared		38	M	M30-39	32:45.62	87833484
134.	92	Watson, Alicia		43	F	F40-49	32:47.66	85943351
135.	95	Wharton, Jenn		53	F	F 50-59	33:13.37	83037441
136.	64	Polstein, Nancy		64	F	F60-69	33:16.93	85487732
137.	97	Yurcaba, Nixon		11	M	M0-12	33:28.61	87593136
138.	63	Pizzo, Amelia		15	F	F13-19	33:44.64	86496842
139.	65	Price, Matthew		31	M	M30-39	33:54.08	87593135
140.	443	Wilson, Elisha		6	M	M0-12	33:59.45	86829391
141.	51	McCarthy, Alison		29	F	F20-29	34:09.15	85454020
142.	389	McClelland, Sydney		12	F	F0-12	34:16.86	87663292
143.	302	Kelly, Jacquelyn		5	F	F0-12	34:20.00	89080805
144.	303	Kelly, Lauren		40	F	F40-49	34:20.36	89080804
145.	347	Hassig, Maddie		26	F	F20-29	34:24.88	88350391
146.	324	Daniel, Tommy		58	M	M50-59	34:31.96	88863520
147.	62	Pizzo, Charlotte		11	F	F0-12	34:46.07	86496844
148.	392	Jones, Annie		7	F	F0-12	34:50.66	87657574
149.	34	Guerrero, Catheryn		38	F	F30-39	34:54.20	84954433
150.	448	Burger, Sharon		63	F	F60-69	34:55.65	86764513
151.	437	Zip, Warner		12	M	M0-12	34:58.56	87082682
152.	83	Van Zyl, Kevin		23	M	M20-29	34:59.40	85661512
153.	401	McDuff, Holbrook		7	M	M0-12	35:01.67	87613871
154.	342	Britton, Dave		68	M	M60-69	35:05.90	88437876
155.	371	Knight, Jessica		32	F	F30-39	35:13.28	87938102
156.	81	Tsai, Olivia		8	F	F0-12	35:18.27	85939475
157.	91	Ware, Meghan		43	F	F40-49	35:19.23	85939474
158.	318	Zip, Mark		44	M	M40-49	35:19.91	88947088
159.	102	Binette, Kourtney		12	F	F0-12	35:24.25	87663329
160.	48	Linsday, Kristie		42	F	F40-49	35:25.00	85943904
161.	330	Der, Katelyn		33	F	F30-39	36:08.94	88607870
162.	85	Vaneffen, Erika		38	F	F30-39	36:10.82	83031660
163.	422	Dawson, Virginia		58	F	F 50-59	36:10.87	87470059
164.	421	Dawson, Douglas		60	M	M60-69	36:11.09	87470060
165.	370	Dawson, Noah		25	M	M20-29	36:12.01	87938135
166.	1094	Dawson, Katherine		24	F	F20-29	36:12.04	
167.	44	Krueger, CJ		45	F	F40-49	36:12.54	84951779


















2024 Swing Bridge Run 5k

Overall Results

Place	Bib	Name	Nat.	Age	Gender	AG	Time	RegistrationID
168.	352	Martinez Jr., Agustin		61	M	M60-69	36:16.16	88305099
169.	80	Toombs, Melody		51	F	F 50-59	36:23.31	86794727
170.	93	Weatherford, Taylor		29	F	F20-29	36:23.87	86794728
171.	101	Binette, Teddy		64	M	M60-69	36:24.53	87663330
172.	40	Iversen, Wendy		66	F	F60-69	36:29.87	86202480
173.	29	Gallup, Suzanne		79	F	F70+	36:31.14	85334063
174.	340	Hegler, Clayton		17	M	M13-19	36:32.87	88439121
175.	336	Mark, Alex		43	M	M40-49	36:45.34	88542499
176.	36	Hendershot, Renee		41	F	F40-49	36:56.90	85946118
177.	404	Milano, Michael		33	M	M30-39	37:02.45	87613747
178.	19	Cervantes, Sarah		38	F	F30-39	37:17.41	86072009
179.	17	Casey, Luz		31	F	F30-39	37:17.80	85562213
180.	1089	Golden, Frank		80	M	M70+	37:25.09	
181.	368	Doerflinger, Julia		8	F	F0-12	37:44.99	87976985
182.	333	Walker, Dawne		50	F	F 50-59	37:58.82	88571718
183.	331	Hoffman, Alexandria		16	F	F13-19	38:28.87	88574342
184.	311	Akers, Jennifer		50	F	F 50-59	38:41.15	89030959
185.	442	Wilson, Benaiah		8	M	M0-12	38:44.24	86829392
186.	403	Milano, Olivia		8	F	F0-12	38:45.91	87613748
187.	341	Hegler, Will		51	M	M50-59	38:48.27	88439119
188.	2	Andia, Victoria		32	F	F30-39	38:58.49	85389552
189.	53	Murphy, Angella		40	F	F40-49	38:58.80	86073953
190.	56	Myers, Leiah		50	F	F 50-59	38:59.57	86130976
191.	416	Nelson, Tonya		46	F	F40-49	39:17.34	87585279
192.	454	Thornberry, David		63	M	M60-69	40:52.08	85727168
193.	77	Sparacio, Jack		12	M	M0-12	40:55.96	83964734
194.	436	Mondavi, Lydia		52	F	F 50-59	42:20.90	87083678
195.	326	Bhanushali, Yash		25	M	M20-29	43:27.10	88779264
196.	38	Huddle, Anne		52	F	F 50-59	43:28.54	86781153
197.	43	Kreider, Marinda		41	F	F40-49	43:43.10	85951336
198.	61	Pioggia, Kalysta		42	F	F40-49	43:51.65	83093702
199.	377	Little, Mahala		9	F	F0-12	43:59.04	87687065
200.	386	Vargas, Popi		40	M	M40-49	44:11.01	87667226
201.	387	Vargas, Amy		39	F	F30-39	44:11.18	87667225
202.	459	Tobin, Hawley		7	F	F0-12	44:17.62	85447417
203.	35	Heid, Susan		53	F	F 50-59	44:31.26	86781762
204.	465	Munyon, Joshua		36	M	M30-39	44:40.03	85410008
205.	438	Whetstone, Katie		19	F	F13-19	44:45.35	87081883
206.	439	Merchant, Deanna		36	F	F30-39	44:48.26	87081882
207.	349	Small, Milo		11	M	M0-12	45:02.27	88316557
208.	381	Jordan, Walter		11	M	M0-12	45:05.15	87680908
209.	26	English, Shannaon		53	F	F 50-59	45:48.05	87445541

2024 Swing Bridge Run 5k

Overall Results

Place	Bib	Name	Nat.	Age	Gender	AG	Time	RegistrationID
210.	450	Madlinger, Elizabeth		33	F	F30-39	47:44.93	86610020
211.	6	Bannister, Amanda		44	F	F40-49	47:55.97	84638326
212.	356	williams, Gray		11	F	F0-12	48:14.60	88286112
213.	383	Savage, Azalea		9	F	F0-12	48:23.28	87679983
214.	427	Kester, Martha		46	F	F40-49	48:32.23	87132868
215.	402	McDuff, Whitney		41	F	F40-49	48:32.63	87613870
216.	1090	Golden, Iris		79	F	F70+	49:00.43	
217.	328	Lane, Avery Kate		8	F	F0-12	49:12.68	88736048
218.	27	Floyd, Rachel		28	F	F20-29	49:24.00	85999702
219.	58	Newman, Ashleigh		31	F	F30-39	49:24.36	85768599
220.	396	Anderson, Jacob		27	M	M20-29	50:05.35	87620577
221.	395	Anderson, Everleigh		6	F	F0-12	50:06.64	87620578
222.	434	Mondavi, Jr, Robert		53	M	M50-59	50:17.98	87083680
223.	435	Mondavi, Alexander		9	M	M0-12	50:19.79	87083679
224.	415	Nelson, Dave		50	M	M50-59	50:43.29	87585282
225.	455	Sosnowski, Ella		8	F	F0-12	53:03.55	85550970
226.	57	Nettles, Brite		42	F	F40-49	55:22.27	85449474

Number of records: 226